



FOCUS ON SAFETY

EFFICIENT

READY TO USE



FOCUS ON **MEMBRANEBLUE®**
PROVEN SAFETY

MEMBRANEBLUE® - POSTERIOR SEGMENT STAINING ILM & ERM

MEMBRANEBLUE® IS A DYE DEVELOPED TO STAIN INTRAOCULAR MEMBRANES IN VITREORETINAL SURGERY, TO VISUALIZE THE ILM AND ERM.

BY INJECTING MEMBRANEBLUE® IN THE VITREOUS CAVITY, THE INTRAOCULAR MEMBRANES ARE STAINED.

AFTER REMOVAL OF ALL EXCESS DYE THE BLUE STAINED MEMBRANES CAN EASILY BE DISTINGUISHED FROM THE UNDERLYING, UNSTAINED RETINA AFTER REFILLING THE VITREOUS CAVITY WITH FLUID.



SAFETY AND MEMBRANEBLUE®

MEMBRANEBLUE® THE ONLY OPHTHALMIC DYE WHICH IS AN FDA APPROVED DRUG!

- THE ONLY OPHTHALMIC DYE MANUFACTURED ACCORDING TO CURRENT GOOD MANUFACTURING PRACTICE (CGMP)
- THE ONLY DYE USING HIGHLY PURIFIED TRYPAN BLUE AT AN APPROVED DRUG LEVEL

TRYPAN BLUE MIGHT BE CONTAMINATED WITH ALL KINDS OF INDUSTRIAL POLLUTIONS AND IS THEREFORE NOT RISK FREE. TO PROTECT YOUR PATIENTS, USE ONLY CGMP PURIFIED TRYPAN BLUE!

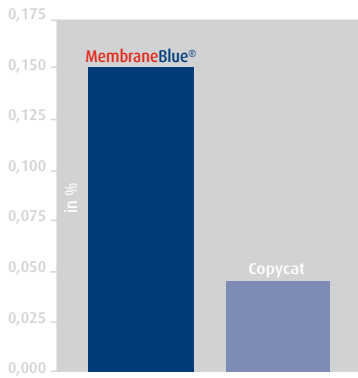


MEMBRANEBLUE® SAFETY ASSURANCE LEVEL



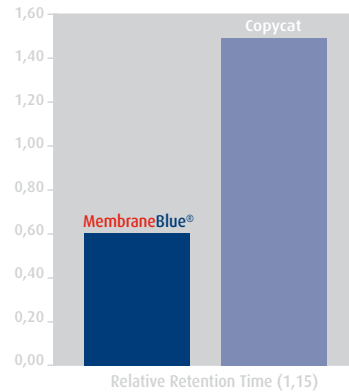
MEMBRANEBLUE® PURIFICATION PROCESS

CONCENTRATION TRYPAN BLUE



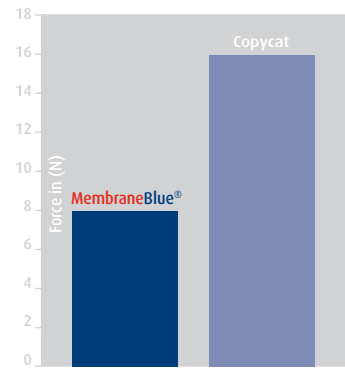
MEMBRANEBLUE® MORE THAN TWICE EFFECTIVE STAINING EFFECT

IMPURITIES DETERMINED BY HPLC



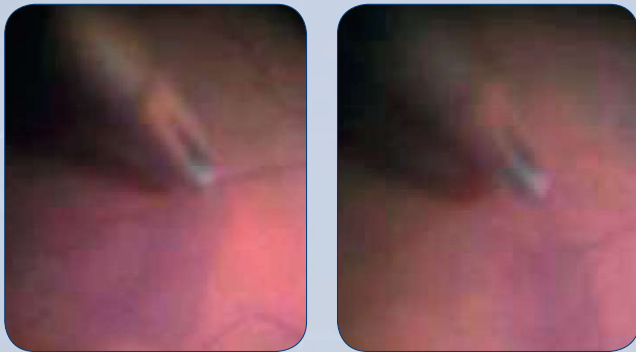
MEMBRANEBLUE® THE HIGHEST PURITY

SMOOTH SOLUTION INJECTION



MEMBRANEBLUE® TWO TIMES MORE SMOOTHER INJECTION

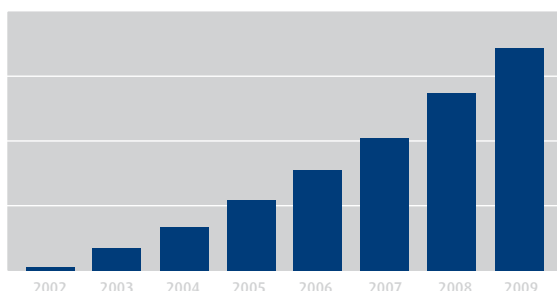
MEMBRANEBLUE® STAINING TO VISUALIZE THE ILM



- FOR APPROPRIATE STAINING OF THE ILM WITH EXCELLENT VISUALIZATION
- CREATES A CLEAR OUTLINE OF THE ILM WITH VISUALIZATION OF THE LEADING EDGE TO FACILITATE COMPLETE "RHEXIS" REMOVAL OF THE ILM
- FACILITATES SUCCESSFUL MACULAR HOLE AND CYSTOID MACULAR EDEMA SURGERY

MEMBRANEBLUE® STAINING TO VISUALIZE THE ERM

- FOR APPROPRIATE STAINING OF THE ERM WITH EXCELLENT VISUALIZATION OF TRANSPARENT EPIRETINAL MEMBRANES
- FOR IDENTIFYING AND REMOVAL OF POSTERIOR HYALOID REMNANTS IN TRACTION DIABETIC RETINOPATHY
- FACILITATES SUCCESSFUL P.V.R. AND MACULA PUCKER SURGERY



SINCE THE INTRODUCTION, **MEMBRANEBLUE®** HAS AN 8 YEAR SAFETY TRACK RECORD!

IT IS THE UNSURPASSED CONTROLLED QUALITY CONTROL THAT PROVIDES THE SAFETY!

CLEAR ADVANTAGES OF MEMBRANEBLUE®

- MEMBRANE STAINING IS QUICK AND EASY TO PERFORM
- READY TO USE IN SYRINGE; NO MIXING REQUIRED
- ALLOWS SURGEONS TO CLEARLY DIFFERENTIATE THE ILM, ERM AND THE RETINA
- MAY REDUCE THE RISK OF LONG-TERM COMPLICATIONS, SUCH AS RECURRENT P.V.R. DUE TO INCOMPLETE ERM REMOVAL
- DISTINGUISHES BETWEEN NEW AND OLD P.V.R. MEMBRANES
- CONTROL STAINING FOLLOWING MEMBRANE REMOVAL, BY REINJECTION TO CHECK IF ALL MEMBRANES HAVE BEEN REMOVED
- BRVO STAINING OF THE VESSEL SHEATS



MEMBRANEBLUE® STERILE, 5 SYRINGES OF 0.5 ML./BOX

MEMBRANEBLUE® AND PATENTS

• EUROPE	1075285	(MELLES GRJ)	• JAPAN	3469198	(MELLES GRJ)
• US	6,696,430	(MELLES GRJ)	• AUSTRALIA	757318	(MELLES GRJ)
	6,372,449	(CORONEO MT)			

REFERENCES

1. FERON EJ, VECKENEER M, PARYS R, VAN LOMMEL A, MELLES GRJ, STALMANS P: TRYPAN BLUE STAINING OF EPIRETINAL MEMBRANES IN PROLIFERATIVE VITREORETINOPATHY. ARCH OPHTHALMOL 2002;120:141-144
2. LI K, WONG D, HISCOTT P, STANGA P, GROENEWALD C, MCGAILLIARD J: TRYPAN BLUE STAINING OF INTERNAL LIMITING MEMBRANE AND EPIRETINAL MEMBRANE DURING VITRECTOMY: VISUAL RESULTS AND HISTOPATHOLOGICAL FINDINGS. BR J OPHTHALMOL 2003;87:216-219
3. AGUILERA F, MOHR A, ECKARDT C, WONG D, KUSAKA S, JOONDEPH BC, FERON EJ, STALMANS P, MELLES GRJ: TRYPAN BLUE STAINING IN VITREORETINAL SURGERY
4. BRENDAN J. VOTE, FRANZCO, MATTHEW K. RUSSELL, FRANZCO, BRIAN C. JOONDEPH, MD: TRYPAN BLUE-ASSISTED VITRECTOMY. RETINA 2004

For additional information please contact:

D.O.R.C. International B.V.
Scheijdelveweg 2, 3214 VN Zuidland
The Netherlands
Phone: +31 181 45 80 80
Fax: +31 181 45 80 90
E-mail: sales@dorc.nl

In Latin America please contact:

D.O.R.C. Latin America
Scheijdelveweg 2, 3214 VN Zuidland
The Netherlands
Phone: +31 181 45 80 80
Fax: +31 181 45 80 90
E-mail: la-sales@dorc.nl

In Middle East please contact:

D.O.R.C. Middle East, Africa and India
PO BOX 212218, Dubai, United Arab
Emirates
Phone: 00971 48857613
Fax: 00971 48857614
E-mail: cvds@dorc.nl

In Scandinavia please contact:

D.O.R.C. Scandinavia AB
Bettorpsgatan 10, SE-701 11 Örebro, Sweden
Phone: +46 19121514
Fax: +46 19188204
E-mail: order@dorc.se

In France please contact:

D.O.R.C. France S.A.R.L.
30, Boulevard Pasteur, 75015 Paris, France
Phone: +33 1 53 58 14 73
Fax: +33 1 53 58 14 75
E-mail: ventes@dorc.fr

In Germany please contact:

D.O.R.C. Deutschland GmbH
Charlottenstraße 68, 10117 Berlin, Deutschland
Phone: +49 30 201 88364
Fax: +49 30 201 88365
E-mail: bestellung@dorc.de

AUTHORIZED D.O.R.C. DEALER

